

Sterling House Day Camp

Medical Form Cover Sheet

Packet B

FOOD ALLERGY

Dear Families,

Attached you will find the Food Allergy Action plan to be filled out by your child's doctor. There is also the Medication Administration Authorization Form. Make a separate copy of this form for each medication that the doctor prescribes for your child.

This needs to be turned in AT LEAST one week before your camp session begins along with the medication(s).

Thank you,

Camp Directors & First Aid Staff

Food Allergy Action Plan

Name: _____ D.O.B.: ____/____/____

Allergy to: _____

Weight: _____ lbs. Asthma: Yes (higher risk for a severe reaction) No

Place
Student's
Picture
Here

Extremely reactive to the following foods: _____

THEREFORE:

- If checked, give epinephrine immediately for ANY symptoms if the allergen was *likely* eaten.
- If checked, give epinephrine immediately if the allergen was *definitely* eaten, even if no symptoms are noted.

Any SEVERE SYMPTOMS after suspected or known ingestion:

One or more of the following:

LUNG: Short of breath, wheeze, repetitive cough

HEART: Pale, blue, faint, weak pulse, dizzy, confused

THROAT: Tight, hoarse, trouble breathing/swallowing

MOUTH: Obstructive swelling (tongue and/or lips)

SKIN: Many hives over body

Or combination of symptoms from different body areas:

SKIN: Hives, itchy rashes, swelling (e.g., eyes, lips)

GUT: Vomiting, crampy pain



1. INJECT EPINEPHRINE IMMEDIATELY

2. Call 911
3. Begin monitoring (see box below)
4. Give additional medications:
 - Antihistamine
 - Inhaler (bronchodilator) if asthma

*Antihistamines & inhalers/bronchodilators are not to be depended upon to treat a severe reaction (anaphylaxis). USE EPINEPHRINE.

MILD SYMPTOMS ONLY:

MOUTH: Itchy mouth

SKIN: A few hives around mouth/face, mild itch

GUT: Mild nausea/discomfort



1. GIVE ANTIHISTAMINE

2. Stay with student; alert healthcare professionals and parent
3. If symptoms progress (see above), USE EPINEPHRINE
4. Begin monitoring (see box below)

Medications/Doses

Epinephrine (brand and dose): _____

Antihistamine (brand and dose): _____

Other (e.g., inhaler-bronchodilator if asthmatic): _____

Monitoring

Stay with student; alert healthcare professionals and parent. Tell rescue squad epinephrine was given; request an ambulance with epinephrine. Note time when epinephrine was administered. A second dose of epinephrine can be given 5 minutes or more after the first if symptoms persist or recur. For a severe reaction, consider keeping student lying on back with legs raised. Treat student even if parents cannot be reached. See back/attached for auto-injection technique.

Parent/Guardian Signature _____

Date _____

Physician/Healthcare Provider Signature _____

Date _____

TURN FORM OVER

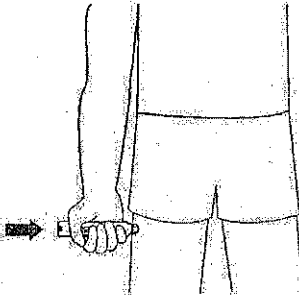
Form provided courtesy of FAAN (www.foodallergy.org) 7/2010

EPIPEN Auto-Injector and EPIPEN Jr Auto-Injector Directions

- First, remove the EPIPEN Auto-Injector from the plastic carrying case
- Pull off the blue safety release cap



- Hold orange tip near outer thigh (always apply to thigh)



- Swing and firmly push orange tip against outer thigh. Hold on thigh for approximately 10 seconds. Remove the EPIPEN Auto-Injector and massage the area for 10 more seconds



DEY® and the Dey logo, EpiPen®, EpiPen 2-Pak®, and EpiPen Jr 2-Pak® are registered trademarks of Dey Pharma, L.P.

Twinject® 0.3 mg and Twinject® 0.15 mg Directions




Remove caps labeled "1" and "2."

Place rounded tip against outer thigh, press down hard until needle penetrates. Hold for 10 seconds, then remove.



SECOND DOSE ADMINISTRATION:
If symptoms don't improve after 10 minutes, administer second dose:

Unscrew rounded tip. Pull syringe from barrel by holding blue collar at needle base.




Slide yellow collar off plunger.

Put needle into thigh through skin, push plunger down all the way, and remove.



Adrenalick™ 0.3 mg and Adrenalick™ 0.15 mg Directions



Remove GREY caps labeled "1" and "2."



Place RED rounded tip against outer thigh, press down hard until needle penetrates. Hold for 10 seconds, then remove.

A food allergy response kit should contain at least two doses of epinephrine, other medications as noted by the student's physician, and a copy of this Food Allergy Action Plan.

A kit must accompany the student if he/she is off school grounds (i.e., field trip).

Contacts

Call 911 (Rescue squad: () -) Doctor: _____
Parent/Guardian: _____

Phone: () - _____
Phone: () - _____

Other Emergency Contacts

Name/Relationship: _____
Name/Relationship: _____

Phone: () - _____
Phone: () - _____

Authorization for the Administration of Medication by School, Child Care, and Youth Camp Personnel

In Connecticut schools, licensed Child Day Care Centers and Group Day Care Homes, licensed Family Day Care Homes, and licensed Youth Camps administering medications to children shall comply with all requirements regarding the Administration of Medications described in the State Statutes and Regulations. Parents/guardians requesting medication administration to their child shall provide the program with appropriate written authorization(s) and the medication before any medications are administered. Medications must be in the original container and labeled with child's name, name of medication, directions for medication's administration, and date of the prescription.

Authorized Prescriber's Order (Physician, Dentist, Optometrist, Physician Assistant, Advanced Practice Registered Nurse or Podiatrist):

Name of Child/Student _____ Date of Birth ____/____/____ Today's Date ____/____/____

Address of Child/Student _____ Town _____

Medication Name/Generic Name of Drug _____ Controlled Drug? YES NO

Condition for which drug is being administered: _____

Specific Instructions for Medication Administration _____

Dosage _____ Method/Route _____

Time of Administration _____ If PRN, frequency _____

Medication shall be administered: Start Date: ____/____/____ End Date: ____/____/____

Relevant Side Effects of Medication _____ None Expected

Explain any allergies, reaction to/negative interaction with food or drugs _____

Plan of Management for Side Effects _____

Prescriber's Name/Title _____ Phone Number (____) _____

Prescriber's Address _____ Town _____

Prescriber's Signature _____ Date ____/____/____

School Nurse Signature (if applicable) _____

Parent/Guardian Authorization:

- I request that medication be administered to my child/student as described and directed above
- I hereby request that the above ordered medication be administered by school, child care and youth camp personnel and I give permission for the exchange of information between the prescriber and the school nurse, child care nurse or camp nurse necessary to ensure the safe administration of this medication. I understand that I must supply the school with no more than a three (3) month supply of medication (school only.)
- I have administered at least one dose of the medication with the exception of emergency medications to my child/student without adverse effects. (For child care only)

Parent/Guardian Signature _____ Relationship _____ Date ____/____/____

Parent /Guardian's Address _____ Town _____ State _____

Home Phone # (____) _____ - _____ Work Phone # (____) _____ - _____ Cell Phone # (____) _____ - _____

SELF ADMINISTRATION OF MEDICATION AUTHORIZATION/APPROVAL

Self-administration of medication may be authorized by the prescriber and parent/guardian and must be approved by the school nurse (if applicable) in accordance with board policy. In a school, inhalers for asthma and cartridge injectors for medically-diagnosed allergies, students may self-administer medication with only the written authorization of an authorized prescriber and written authorization from a student's parent or guardian or eligible student.

Prescriber's authorization for self-administration: YES NO _____
Signature Date

Parent/Guardian authorization for self-administration: YES NO _____
Signature Date

School nurse, if applicable, approval for self-administration: YES NO _____
Signature Date

Today's Date _____ Printed Name of Individual Receiving Written Authorization and Medication _____

Title/Position _____ Signature (in ink or electronic) _____

Note: This form is in compliance with Section 10-212a, Section 19a-79-9a, 19a-87b-17 and 19-13-B27a(v.)

Medication Administration Record (MAR)

Name of Child/Student _____ Date of Birth ____/____/____

Pharmacy Name _____ Prescription Number _____

Medication Order _____

Date	Time	Dosage	Remarks	Was This Medication Self Administered?	Signature of Person Observing or Administering Medication
				<input type="checkbox"/> Yes <input type="checkbox"/> No	
				<input type="checkbox"/> Yes <input type="checkbox"/> No	
				<input type="checkbox"/> Yes <input type="checkbox"/> No	
				<input type="checkbox"/> Yes <input type="checkbox"/> No	
				<input type="checkbox"/> Yes <input type="checkbox"/> No	
				<input type="checkbox"/> Yes <input type="checkbox"/> No	
				<input type="checkbox"/> Yes <input type="checkbox"/> No	
				<input type="checkbox"/> Yes <input type="checkbox"/> No	
				<input type="checkbox"/> Yes <input type="checkbox"/> No	
				<input type="checkbox"/> Yes <input type="checkbox"/> No	
				<input type="checkbox"/> Yes <input type="checkbox"/> No	
				<input type="checkbox"/> Yes <input type="checkbox"/> No	
				<input type="checkbox"/> Yes <input type="checkbox"/> No	
				<input type="checkbox"/> Yes <input type="checkbox"/> No	
				<input type="checkbox"/> Yes <input type="checkbox"/> No	

*Medication authorization form must be used as either a two-sided document or attached first and second page.

- | | |
|--|--|
| <input type="checkbox"/> Authorization form is complete | <input type="checkbox"/> Medication is appropriately labeled |
| <input type="checkbox"/> Medication is in original container | <input type="checkbox"/> Date on label is current |

Person Accepting Medication (print name) _____ Date ____/____/____